













<p>START</p> 	joy	bay	bait	play	train	
money						jeep
green	ay	 				eat
point	ee	ea	ey	io	oy	key
say	ay	ee	ea	ey	oy	bail
boil	ay	ee	ea	ey	oy	coin
treat		oy	oi			boy
train		oy	oi			see
	toy	meat	feet	between	monkey	

Themed Game Pieces

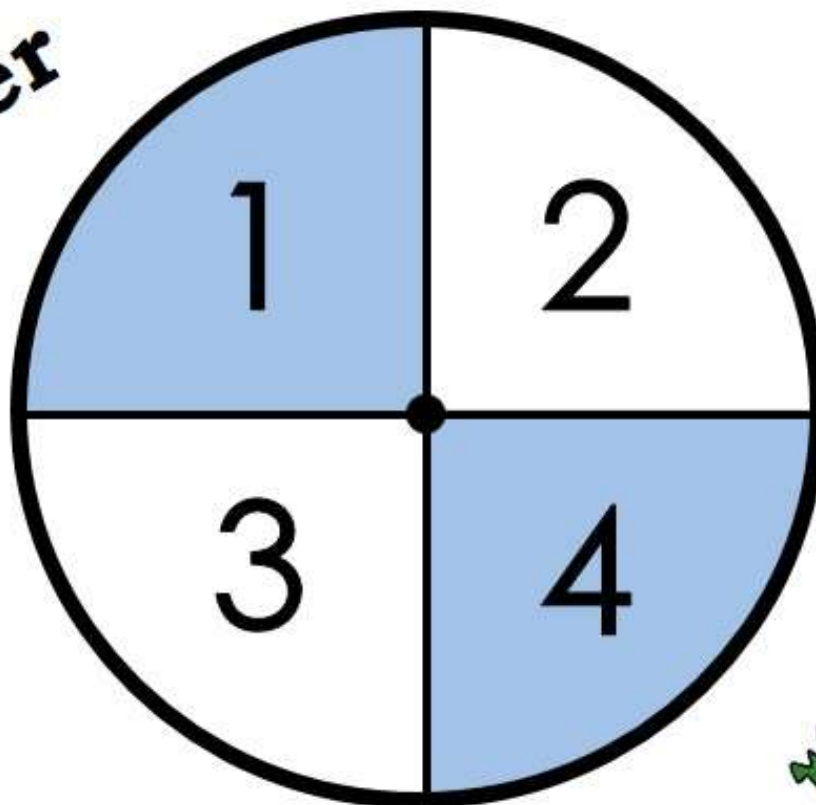
Print, laminate, and cut out these square game pieces. Use for the BUMP Games. One player gets 14 pieces with the same pictures, while another player gets 14 game pieces with different pictures. Up to four people can play on the same game board.



Groundhog Day Bump

1. Each player chooses a set of 14 game pieces with the same pictures. All players put one of their game piece on START, keeping the rest of the game pieces in a pile in front of them.
2. Players take turns rolling a die or spinning a spinner, moving forward that many spaces.
3. On their turn, a player will read aloud from the square space and find its matching or corresponding space in the center of the game board.
4. The player places one game piece on the middle circle or space to claim it. If another player's game piece is already there, the player *bumps* the opponent's piece off the board and replaces it with their own game piece.
5. When players land on a corner picture that is not the START corner, they can choose any center space to cover, even if it means bumping another player's piece off.
6. When all center spaces are covered, the game is over. Players count how many circles/spaces they covered. The winner is the player with the highest amount of covered spaces - the most game pieces in the middle of the board.

Spinner



To use the spinner, flick a paper clip around the point of a pencil.